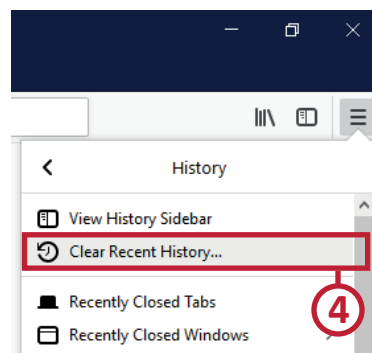
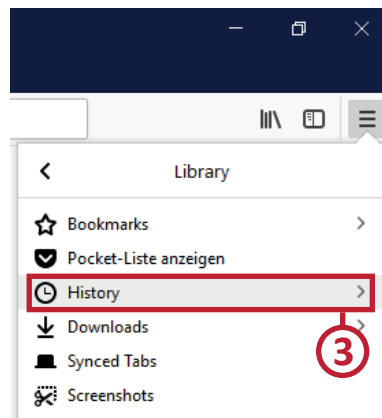
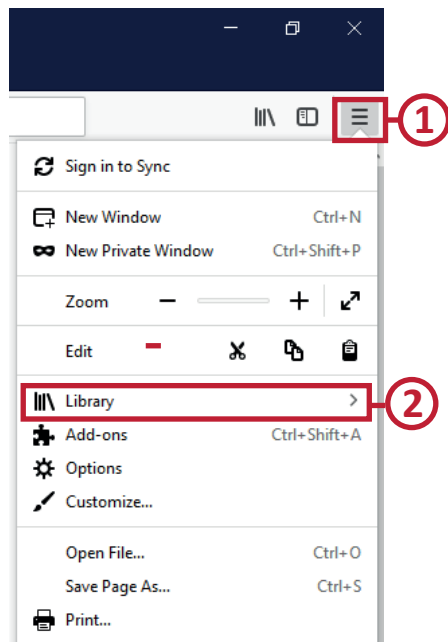

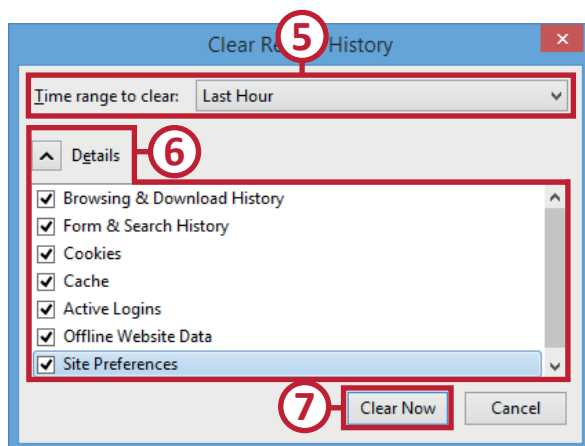


Deleting Browser History

Firefox 57 and above



- ① Click on the symbol in the top right hand corner of the window 
- ② Select *Library*.
- ③ Select *History*.
- ④ Select *Clear Recent History...*



- ⑤ Select the entry which at least covers the duration of your e-banking session. For instance the entry *Last Hour*.
- ⑥ Click on the arrow to have the details displayed, and select all entries.
- ⑦ Click on *Clear Now*.

«eBanking – but secure!» is offering helpful security hints for e-banking users

eBanking but secure!

You will find further practical information on measures and approaches required to ensure that e-banking applications are used securely under www.ebankingbutsecure.ch. The use of this website is free.

Hochschule Luzern – Informatik
Campus Zug-Rotkreuz, Suurstoffi 41b
CH-6343 Rotkreuz